

Miss Dorothy Quigley

Quigley Dental - Northfleet

Inspection Report

25 Hunt Road
Painters Ash
Northfleet
Kent
DA11 8JT
Tel: 01474 567167
Website: www.quigleydental.co.uk

Date of inspection visit: 21 January 2020
Date of publication: 19/03/2020

Overall summary

We carried out this announced inspection on 21 January 2020 under section 60 of the Health and Social Care Act 2008 as part of our regulatory functions. We planned the inspection to check whether the registered provider was meeting the legal requirements in the Health and Social Care Act 2008 and associated regulations. The inspection was led by a Care Quality Commission, (CQC), inspector who was supported by a specialist dental adviser.

To get to the heart of patients' experiences of care and treatment, we always ask the following five questions:

- Is it safe?
- Is it effective?
- Is it caring?
- Is it responsive to people's needs?
- Is it well-led?

These questions form the framework for the areas we look at during the inspection.

Our findings were:

Are services safe?

We found this practice was providing safe care in accordance with the relevant regulations.

Are services effective?

We found this practice was providing effective care in accordance with the relevant regulations.

Are services caring?

We found this practice was providing caring services in accordance with the relevant regulations.

Are services responsive?

We found this practice was providing responsive care in accordance with the relevant regulations.

Are services well-led?

We found this practice was providing well-led care in accordance with the relevant regulations.

Background

Quigley Dental is in Northfleet and provides NHS and private dental care and treatment for adults and children.

There is level access to the practice for people who use wheelchairs and those with pushchairs. Car parking spaces, including dedicated parking for people with disabilities, are available near the practice.

The dental team includes three dentists, three dental nurses, two dental hygienists and a practice manager. The practice has two treatment rooms.

Summary of findings

The practice is owned by an individual who is the principal dentist. They have legal responsibility for meeting the requirements in the Health and Social Care Act 2008 and associated regulations about how the practice is run.

On the day of inspection, we collected 24 CQC comment cards filled in by patients and spoke with five other patients.

During the inspection we spoke with one dentist, one dental nurse, one dental hygienist, and the practice manager. We looked at practice policies and procedures and other records about how the service is managed.

The practice is open:

- Monday to Friday 9am to 5.30pm
- The practice is closed for lunch between 1pm and 2pm.

Our key findings were:

- The practice appeared to be visibly clean and well-maintained.
- The provider had infection control procedures which reflected published guidance, however, these could be improved.
- Staff knew how to deal with emergencies. Appropriate medicines and life-saving equipment were available. However, one medicine was not fit for use.
- The provider had systems to help them manage risk to patients and staff.
- The provider had safeguarding processes and staff knew their responsibilities for safeguarding vulnerable adults and children.
- The provider had staff recruitment procedures which reflected current legislation.
- The clinical staff provided patients' care and treatment in line with current guidelines.

- Staff treated patients with dignity and respect and took care to protect their privacy and personal information.
- Staff provided preventive care and supported patients to ensure better oral health.
- The appointment system took account of patients' needs.
- The provider had effective leadership and a culture of continuous improvement.
- Staff felt involved and supported and worked as a team.
- The provider asked staff and patients for feedback about the services they provided.
- The provider dealt with complaints positively and efficiently.
- The provider had information governance arrangements.






There were areas where the provider could make improvements. They should:

- Take action to ensure that all clinical staff have adequate immunity for vaccine preventable infectious diseases.
- Take action to ensure the clinicians take into account the guidance provided by the Faculty of General Dental Practice when completing dental care records.
- Implement audits for prescribing of antibiotic medicines taking into account the guidance provided by the Faculty of General Dental Practice.
- Implement an effective system of checks of medical emergency equipment and medicines taking into account the guidelines issued by the Resuscitation Council (UK) and the General Dental Council.

Summary of findings

The five questions we ask about services and what we found

We always ask the following five questions of services.

Are services safe?	No action	
Are services effective?	No action	
Are services caring?	No action	
Are services responsive to people's needs?	No action	
Are services well-led?	No action	

Are services safe?

Our findings

We found this practice was providing safe care in accordance with the relevant regulations.

Safety systems and processes, including staff recruitment, equipment and premises and radiography (X-rays)

Staff had clear systems to keep patients safe.

Staff knew their responsibilities if they had concerns about the safety of children, young people and adults who were vulnerable due to their circumstances. The provider had safeguarding policies and procedures to provide staff with information about identifying, reporting and dealing with suspected abuse. We saw evidence that staff had received safeguarding training. Staff knew about the signs and symptoms of abuse and neglect and how to report concerns, including notification to the CQC.

The provider had a system to highlight vulnerable patients and patients who required other support such as with mobility or communication, within dental care records.

The provider also had a system to identify adults that were in other vulnerable situations for example. those who were known to have experienced modern-day slavery.

The provider had an infection prevention and control policy and procedures. They followed guidance in The Health Technical Memorandum 01-05: Decontamination in primary care dental practices, (HTM 01-05), published by the Department of Health and Social Care. Staff completed infection prevention and control training and received updates as required.

The provider had arrangements for transporting, cleaning, checking, sterilising and storing instruments was not in line with HTM 01-05. The records showed equipment used by staff for cleaning and sterilising instruments was validated, maintained and used in line with the manufacturers' guidance. The provider had suitable numbers of dental instruments available. We observed that the manual cleaning of instruments was carried out in the treatment room, this was when patients were present. We discussed this with staff as it is not in line with current guidance. The staff assured us that manual cleaning of instruments would be carried out in the separate decontamination room from now on. We observed staff cleaning instruments under a

running tap, this creates an aerosol. We discussed this with the staff who rearranged the decontamination process so that instruments would be cleaned and rinsed so not to create an aerosol.

The staff carried out manual cleaning of dental instruments prior to them being sterilised. We advised the provider that manual cleaning is the least effective recognised cleaning method as it is the hardest to validate and carries an increased risk of an injury from a sharp instrument.

The staff had systems in place to ensure that patient-specific dental appliances were disinfected prior to being sent to a dental laboratory and before treatment was completed.

We saw staff had procedures to reduce the possibility of Legionella or other bacteria developing in the water systems, in line with a risk assessment. All recommendations in the assessment had been actioned and records of water testing and dental unit water line management were maintained.

We saw effective cleaning schedules to ensure the practice was kept clean. When we inspected we saw the practice was visibly clean.

The provider had policies and procedures in place to ensure clinical waste was segregated and stored appropriately in line with guidance.

The infection control lead carried out infection prevention and control audits twice a year. The latest audit had not identified the gaps we had observed and some areas had been marked as "no" such as the cleaning of surfaces and equipment in between patients and the cleaning of the sinks and spittoon at the end of the clinical session. We discussed this with staff who assured us that these cleaning practices were carried out, but the wrong box had been ticked in the audit.

The practice's speaking up policies were in line with the NHS Improvement Raising Concerns (Whistleblowing) Policy. The practice had access to a Freedom to Speak Up Guardian and staff felt confident they could raise concerns without fear of recrimination.

The dentists used dental dam in line with guidance from the British Endodontic Society when providing root canal treatment. In instances where dental dam was not used,

Are services safe?

such as for example refusal by the patient, and where other methods were used to protect the airway, we saw this was documented in the dental care record and a risk assessment completed.

The provider had a recruitment policy and procedure to help them employ suitable staff and had checks in place for agency and locum staff. These reflected the relevant legislation. We looked at five staff recruitment records. These showed the provider followed their recruitment procedure.

We observed that clinical staff were qualified and registered with the General Dental Council and had professional indemnity cover.

Staff ensured facilities and equipment were safe, and that equipment was maintained according to manufacturers' instructions, including electrical and gas appliances.

A fire risk assessment was carried out in line with the legal requirements. We saw there were fire extinguishers and fire detection systems throughout the building and fire exits were kept clear.

The practice had arrangements to ensure the safety of the X-ray equipment and we saw the required radiation protection information was available.

We saw evidence the dentists justified, graded and reported on the radiographs they took. The provider carried out radiography audits every year following current guidance and legislation.

Clinical staff completed continuing professional development in respect of dental radiography.

Risks to patients

The provider had implemented systems to assess, monitor and manage risks to patient safety.

The practice's health and safety policies, procedures and risk assessments were reviewed regularly to help manage potential risk. The provider had current employer's liability insurance.

We looked at the practice's arrangements for safe dental care and treatment. The staff followed the relevant safety regulation when using needles and other sharp dental items. A sharps risk assessment had been undertaken and was updated annually.

The provider had a system in place to retain records of clinical staff that had received appropriate vaccinations, including vaccination to protect them against the Hepatitis B virus, we noted that five members of staff did not have information available indicating they had a protective response to the hepatitis B vaccine or were a non-converter and required further vaccinations.

Staff had completed sepsis awareness training. Sepsis prompts for staff and patient information posters were displayed throughout the practice. This helped ensure staff made triage appointments effectively to manage patients who present with dental infection and where necessary refer patients for specialist care

Staff knew how to respond to a medical emergency and had completed training in emergency resuscitation and basic life support every year.

Emergency equipment and medicines were available as described in recognised guidance. We found staff kept records of their checks of these to make sure they were available, within their expiry date, and in working order. However; we found the medicine used for a diabetic episode was not refrigerated, if not kept refrigerated the expiry period is reduced by 18 months to ensure efficacy. The date on the medicine available was 06/02/2020. We were assured a new medicine would be purchased immediately.

A dental nurse worked with the dentists when they treated patients in line with General Dental Council Standards for the Dental Team. The hygienist worked alone, no risk assessment had been conducted for when the dental hygienist worked without chairside support.

The provider had risk assessments to minimise the risk that can be caused from substances that are hazardous to health.

Information to deliver safe care and treatment

Staff had the information they needed to deliver safe care and treatment to patients.

We discussed with the dentist how information to deliver safe care and treatment was handled and recorded. We looked at dental care records with clinicians to confirm our findings and observed that individual records were written

Are services safe?

and typed and managed in a way that kept patients safe. Dental care records we saw were complete, legible, were kept securely and complied with General Data Protection Regulation requirements.

The provider had systems for referring patients with suspected oral cancer under the national two-week wait arrangements. These arrangements were initiated by National Institute for Health and Care Excellence to help make sure patients were seen quickly by a specialist.

Safe and appropriate use of medicines

The provider had systems for appropriate and safe handling of medicines.

There was a stock control system of medicines which were held on site. This ensured that medicines did not pass their expiry date and enough medicines were available if required. Except one medicine held in the emergency kit had not been replaced.

We saw staff stored and kept records of NHS prescriptions as described in current guidance.

The dentists were aware of current guidance with regards to prescribing medicines.

Antimicrobial prescribing audits were not carried out annually.

Track record on safety, and lessons learned and improvements

The provider had implemented systems for reviewing and investigating when things went wrong. There were comprehensive risk assessments in relation to safety issues. Staff monitored and reviewed incidents. This helped staff to understand risks which led to effective risk management systems in the practice as well as safety improvements.

In the previous 12 months there had been no safety incidents. Staff told us that any safety incidents would be investigated, documented and discussed with the rest of the dental practice team to prevent such occurrences happening again.

The provider had a system for receiving and acting on safety alerts. Staff learned from external safety events as well as patient and medicine safety alerts. We saw they were shared with the team and acted upon if required.

Are services effective?

(for example, treatment is effective)

Our findings

We found this practice was providing effective care in accordance with the relevant regulations.

Effective needs assessment, care and treatment

The practice had systems to keep dental professionals up to date with current evidence-based practice. We saw clinicians assessed patients' needs and delivered care and treatment in line with current legislation, standards and guidance supported by clear clinical pathways and protocols.

Helping patients to live healthier lives

The practice provided preventive care and supported patients to ensure better oral health in line with the Delivering Better Oral Health toolkit.

The dentists prescribed high concentration fluoride products if a patient's risk of tooth decay indicated this would help them.

The dentists/clinicians where applicable, discussed smoking, alcohol consumption and diet with patients during appointments. The practice had a selection of dental products for sale and provided leaflets to help patients with their oral health.

The dentist described to us the procedures they used to improve the outcomes for patients with gum disease. This involved providing patients with preventative advice, taking plaque and gum bleeding scores and recording detailed charts of the patient's gum condition.

Records showed patients with severe gum disease were recalled at more frequent intervals for review and to reinforce home care preventative advice.

Consent to care and treatment

Staff obtained consent to care and treatment in line with legislation and guidance.

The practice team understood the importance of obtaining and recording patients' consent to treatment. The staff were aware of the need to obtain proof of legal guardianship or Power of Attorney for patients who lacked capacity or for children who are looked after. The dentists gave patients information about treatment options and the

risks and benefits of these, so they could make informed decisions. We saw this documented in patients' records. Patients confirmed their dentist listened to them and gave them clear information about their treatment.

The practice's consent policy included information about the Mental Capacity Act 2005. The team understood their responsibilities under the act when treating adults who might not be able to make informed decisions. The policy also referred to Gillick competence, by which a child under the age of 16 years of age may give consent for themselves in certain circumstances. Staff were aware of the need to consider this when treating young people under 16 years of age.

Staff described how they involved patients' relatives or carers when appropriate and made sure they had enough time to explain treatment options clearly.

Monitoring care and treatment

The practice kept detailed dental care records containing information about the patients' current dental needs, past treatment and medical histories. The dentists assessed patients' treatment needs in line with recognised guidance.

The provider had quality assurance processes to encourage learning and continuous improvement. Staff kept records of the results of these audits, the resulting action plans and improvements. We noted that gaps in the infection control processes had not been identified in the last two audits conducted and some areas had been completed to say that areas were not consistently cleaned. We discussed this with staff who assured us that a new audit would be conducted following the changes implemented and that some areas of the audit had been incorrectly filled in.

Effective staffing

Staff had the skills, knowledge and experience to carry out their roles.

Staff new to the practice staff had a structured induction programme. We confirmed clinical staff completed the continuing professional development required for their registration with the General Dental Council.

Co-ordinating care and treatment

Staff worked together and with other health and social care professionals to deliver effective care and treatment.

Are services effective?

(for example, treatment is effective)

The dentists confirmed they referred patients to a range of specialists in primary and secondary care for treatment the practice did not provide.

Are services caring?

Our findings

We found this practice was providing caring services in accordance with the relevant regulations.

Kindness, respect and compassion

Staff treated patients with kindness, respect and compassion.

Staff were aware of their responsibility to respect people's diversity and human rights.

Patients commented positively that staff were polite, knowledgeable, and informative. We saw staff treated patients respectfully, appropriately and kindly and were friendly towards patients at the reception desk and over the telephone.

Patients said staff were compassionate and understanding.

Patients told us staff were kind and helpful when they were in pain, distress or discomfort.

Information folders, patient survey results and thank you cards were available for patients to read.

Privacy and dignity

Staff respected and promoted patients' privacy and dignity.

Staff were aware of the importance of privacy and confidentiality. The layout of reception and waiting areas provided privacy when reception staff were dealing with patients. If a patient asked for more privacy, the practice would respond appropriately. The reception computer screens were not visible to patients and staff did not leave patients' personal information where other patients might see it.

Staff password protected patients' electronic care records and backed these up to secure storage. They stored paper records securely.

Involving people in decisions about care and treatment

Staff helped patients to be involved in decisions about their care. They were aware of the Accessible Information Standard and the requirements of the Equality Act.

The Accessible Information Standard is a requirement to make sure that patients and their carers can access and understand the information they are given. We saw:

- Interpreter services were available for patients who did not speak or understand English.
- Staff communicated with patients in a way they could understand, and communication aids and easy-read materials were available.

Staff gave patients clear information to help them make informed choices about their treatment. Patients confirmed that staff listened to them, did not rush them and discussed options for treatment with them. A dentist described the conversations they had with patients to satisfy themselves they understood their treatment options.

The practice's website and information leaflet provided patients with information about the range of treatments available at the practice.

The dentist described to us the methods they used to help patients understand treatment options discussed. These included for example study models, and X-ray images.

Are services responsive to people's needs?

(for example, to feedback?)

Our findings

We found this practice was providing responsive care in accordance with the relevant regulations.

Responding to and meeting people's needs

The practice organised and delivered services to meet patients' needs. It took account of patient needs and preferences.

Staff were clear about the importance of emotional support needed by patients when delivering care.

Patients described high levels of satisfaction with the responsive service provided by the practice.

Two weeks before our inspection, CQC sent the practice 50 feedback comment cards, along with posters for the practice to display, encouraging patients to share their views of the service.

24 cards were completed, giving a patient response rate of 48%

All views expressed by patients were positive.

Common themes within the positive feedback were, friendliness of staff, easy access to dental appointments and prompt pain appointments.

We were able to talk to five patients on the day after our inspection. Feedback they provided aligned with the views expressed in completed comment cards.

The practice currently had some patients for whom they needed to make adjustments to enable them to receive treatment.

The practice had made reasonable adjustments for patients with disabilities. This included step free access.

Staff had carried out a disability access audit and had formulated an action plan to continually improve access for patients.

Staff telephoned some patients on the morning of their appointment to make sure they could get to the practice.

Timely access to services

Patients could access care and treatment from the practice within an acceptable timescale for their needs.

The practice displayed its opening hours in the premises and included it in their information leaflet and on their website.

The practice had an appointment system to respond to patients' needs. Patients who requested an urgent appointment were offered an appointment the same day. Patients had enough time during their appointment and did not feel rushed. Appointments ran smoothly on the day of the inspection and patients were not kept waiting.

The staff took part in an emergency on-call arrangement with the local out of hours dental provision and the NHS 111 service and patients were directed to the appropriate out of hours facility.

The practice's website, information leaflet and answerphone provided telephone numbers for patients needing emergency dental treatment during the working day and when the practice was not open. Patients confirmed they could make routine and emergency appointments easily and were rarely kept waiting for their appointment.

Listening and learning from concerns and complaints

Staff told us the practice manager took complaints and concerns seriously and responded to them appropriately to improve the quality of care.

The provider had a policy providing guidance to staff about how to handle a complaint. The practice information leaflet explained how to make a complaint.

The practice manager was responsible for dealing with these. Staff told us they would tell the practice manager about any formal or informal comments or concerns straight away so patients received a quick response.

The practice manager aimed to settle complaints in-house and invited patients to speak with them in person to discuss these. Information was available about organisations patients could contact if not satisfied with the way the practice manager had dealt with their concerns.

We looked at comments, compliments and complaints the practice received over the last year.

These showed the practice responded to concerns appropriately and discussed outcomes with staff to share learning and improve the service.

Are services well-led?

Our findings

We found this practice was providing well-led care in accordance with the relevant regulations.

Leadership capacity and capability

We found the principal dentist had the capacity, values and skills to deliver high-quality, sustainable care and was knowledgeable about issues and priorities relating to the quality and future of the service. They understood the challenges and were addressing them.

Leaders at all levels were visible and approachable. Staff told us they worked closely with them to make sure they prioritised compassionate and inclusive leadership.

We saw the provider had effective processes to develop leadership capacity and skills, including planning for the future leadership of the practice.

Culture

The practice had a culture of high-quality sustainable care.

Staff stated they felt respected, supported and valued. They were proud to work in the practice.

Staff discussed their training needs on a casual basis. We discussed this with the practice manager who told us that appraisals were being prepared and that these discussions would be recorded formally going forward. They also discussed learning needs, general wellbeing and aims for future professional development.

We saw the provider had systems in place to deal with staff poor performance.

Openness, honesty and transparency were demonstrated when responding to incidents and complaints. The provider was aware of and had systems to ensure compliance with the requirements of the Duty of Candour.

Staff could raise concerns and were encouraged to do so, and they had confidence that these would be addressed.

Governance and management

Staff had clear responsibilities, roles and systems of accountability to support good governance and management.

The principal dentist had overall responsibility for the management and clinical leadership of the practice. The practice manager was responsible for the day to day running of the service. Staff knew the management arrangements and their roles and responsibilities.

The provider had a system of clinical governance in place which included policies, protocols and procedures that were accessible to all members of staff and were reviewed on a regular basis.

We saw there were clear and effective processes for managing risks, issues and performance.

Appropriate and accurate information

Staff acted on appropriate and accurate information.

Quality and operational information, for example, surveys and audits were used to ensure and improve performance. Performance information was combined with the views of patients.

The provider had information governance arrangements and staff were aware of the importance of these in protecting patients' personal information.

Engagement with patients, the public, staff and external partners

The provider used patient surveys and encouraged verbal comments to obtain staff and patients' views about the service.

Patients were encouraged to complete the NHS Friends and Family Test. This is a national programme to allow patients to provide feedback on NHS services they have used.

The provider gathered feedback from staff through meetings, surveys, and informal discussions. Staff were encouraged to offer suggestions for improvements to the service and said these were listened to and acted on.

Continuous improvement and innovation

The provider had systems and processes for learning, continuous improvement and innovation.

The provider had quality assurance processes to encourage learning and continuous improvement. These included

Are services well-led?

audits of dental care records, radiographs and infection prevention and control. Staff kept records of the results of these audits and the resulting action plans although these could be improved.

The principal dentist showed a commitment to learning and improvement and valued the contributions made to the team by individual members of staff.

Staff completed 'highly recommended' training as per General Dental Council professional standards. The provider supported and encouraged staff to complete continuing professional development.