

Tyldesley Dental Centre Partnership

Tyldesley Dental Centre

Inspection Report

219 Elliott Street,
Tyldesley,
Manchester,
M29 8DG
Tel: 01942 882151
Website: www.perfectsmile-dental.com/clinics/tyldesley

Date of inspection visit: 14 January 2020
Date of publication: 18/02/2020

Overall summary

We carried out this announced inspection on 14 January 2020 under section 60 of the Health and Social Care Act 2008 as part of our regulatory functions. We planned the inspection to check whether the registered provider was meeting the legal requirements in the Health and Social Care Act 2008 and associated regulations. The inspection was led by a Care Quality Commission, (CQC), inspector who was supported by a specialist dental adviser.

To get to the heart of patients' experiences of care and treatment, we always ask the following five questions:

- Is it safe?
- Is it effective?
- Is it caring?
- Is it responsive to people's needs?
- Is it well-led?

These questions form the framework for the areas we look at during the inspection.

Our findings were:

Are services safe?

We found this practice was providing safe care in accordance with the relevant regulations.

Are services effective?

We found this practice was providing effective care in accordance with the relevant regulations.

Are services caring?

We found this practice was providing caring services in accordance with the relevant regulations.

Are services responsive?

We found this practice was providing responsive care in accordance with the relevant regulations.

Are services well-led?

We found this practice was providing well-led care in accordance with the relevant regulations.

Background

Tyldesley Dental Centre is in Tyldesley, Manchester and provides NHS and private dental care and treatment for adults and children.

The practice has a portable ramp for people who use wheelchairs and those with pushchairs. There is additional access for patients directly from the public car park, including parking for blue badge holders, at the rear of the premises.

Summary of findings

The dental team includes five dentists, nine dental nurses (four of which are trainees), a dental hygienist, a practice manager and an assistant manager. The practice has six treatment rooms. A seventh treatment room is currently under construction.

The practice is owned by a partnership and as a condition of registration must have a person registered with the CQC as the registered manager. Registered managers have legal responsibility for meeting the requirements in the Health and Social Care Act 2008 and associated regulations about how the practice is run. The registered manager at Tyldesley Dental Centre is the company compliance lead.

On the day of inspection, we collected 20 CQC comment cards filled in by patients. These provided a positive view of the dental team and care provided by the practice.

During the inspection we spoke with two dentists, four dental nurses, the dental hygienist, the practice manager, the assistant manager and the company compliance lead. We looked at practice policies and procedures and other records about how the service is managed.

The practice is open:

Monday – Thursday 9am to 5.30pm

Friday 9am to 5pm

Our key findings were:

- The practice appeared to be visibly clean, tidy and well-maintained.
- The provider had infection control procedures which reflected published guidance.

- Staff knew how to deal with emergencies. Appropriate medicines and life-saving equipment were available.
- The provider had systems to help them manage risk to patients and staff.
- The provider had safeguarding processes and staff knew their responsibilities for safeguarding vulnerable adults and children.
- The provider had staff recruitment procedures which reflected current legislation.
- The clinical staff provided patients' care and treatment in line with current guidelines.
- Staff treated patients with dignity and respect and took care to protect their privacy and personal information.
- Staff provided preventive care and supported patients to ensure better oral health.
- The appointment system took account of patients' needs.
- The provider had effective leadership and a culture of continuous improvement.
- Staff felt involved and supported and worked as a team.
- The provider asked staff and patients for feedback about the services they provided.
- The provider dealt with complaints positively and efficiently.
- The provider had information governance arrangements.






There were areas where the provider could make improvements. They should:

- Improve the systems in place to track and monitor the use of NHS prescription pads.

Summary of findings

The five questions we ask about services and what we found

We always ask the following five questions of services.

Are services safe?	No action	
Are services effective?	No action	
Are services caring?	No action	
Are services responsive to people's needs?	No action	
Are services well-led?	No action	

Are services safe?

Our findings

We found this practice was providing safe care in accordance with the relevant regulations.

Safety systems and processes, including staff recruitment, equipment and premises and radiography (X-rays)

Staff had clear systems to keep patients safe.

Staff knew their responsibilities if they had concerns about the safety of children, young people and adults who were vulnerable due to their circumstances. The provider had safeguarding policies and procedures to provide staff with information about identifying, reporting and dealing with suspected abuse. We saw evidence that all staff received regular safeguarding training. Staff knew about the signs and symptoms of abuse and neglect and how to report concerns, including notification to the CQC.

The provider had a system to highlight vulnerable patients and patients who required other support such as with mobility or communication, within dental care records.

The provider had an infection prevention and control policy and procedures. They followed guidance in The Health Technical Memorandum 01-05: Decontamination in primary care dental practices, (HTM 01-05), published by the Department of Health and Social Care. An infection prevention lead was identified. Trainees were supervised until they could demonstrate understanding and competence in decontamination processes. Staff completed infection prevention and control training and received updates as required.

The provider had arrangements for transporting, cleaning, checking, sterilising and storing instruments in line with HTM 01-05. The provider had introduced surgery folders with clear step by step processes for staff to follow. The records showed equipment used by staff for cleaning and sterilising instruments was validated, maintained and used in line with the manufacturers' guidance. The provider had suitable numbers of dental instruments available for the clinical staff and measures were in place to ensure they were decontaminated and sterilised appropriately.

The staff had systems in place to ensure that patient-specific dental appliances were disinfected prior to being sent to a dental laboratory and before treatment was completed.

We saw staff had procedures to reduce the possibility of Legionella or other bacteria developing in the water systems, in line with a risk assessment. All recommendations in the assessment had been actioned and records of water temperature and quality testing and dental unit water line management were maintained. A new risk assessment had been carried out as a new treatment room was under construction.

We saw effective cleaning schedules to ensure the practice was kept clean. When we inspected we saw the practice was visibly clean and tidy. Patients commented on the high standards of cleanliness they observed.

The provider had policies and procedures in place to ensure clinical waste was segregated and stored appropriately in line with guidance.

The infection control lead carried out infection prevention and control audits twice a year. The latest audit showed the practice was meeting the required standards.

The provider had a Speak-Up policy and local contacts were displayed for staff. Staff felt confident they could raise concerns without fear of recrimination.

The dentists used dental dam in line with guidance from the British Endodontic Society when providing root canal treatment. In instances where dental dam was not used, such as for example refusal by the patient, and where other methods were used to protect the airway, we saw this was documented in the dental care record and a risk assessment completed.

The provider had a recruitment policy and procedure to help them employ suitable staff and had checks in place for agency and locum staff. These reflected the relevant legislation. We looked at staff recruitment records. These showed the provider followed their recruitment procedure.

Clinical staff were qualified and registered with the General Dental Council and had appropriate professional indemnity cover.

Staff ensured facilities and equipment were safe, and that equipment was maintained according to manufacturers' instructions, including electrical and gas appliances.

Are services safe?

A fire risk assessment was carried out in line with the legal requirements. We saw there were fire extinguishers and fire detection systems throughout the building and fire exits were kept clear. All staff received fire marshal training and participated in regular fire drills.

The practice had arrangements to ensure the safety of the X-ray equipment and we saw the required radiation protection information was available. We saw evidence that advice was sought as necessary in relation to X-ray equipment and any recommendations acted on.

We saw evidence the dentists justified, graded and reported on the radiographs they took. The provider carried out radiography audits every year following current guidance and legislation.

Clinical staff completed continuing professional development in respect of dental radiography.

Risks to patients

The provider had implemented systems to assess, monitor and manage risks to patient safety.

The practice's health and safety policies, procedures and risk assessments were comprehensive and reviewed regularly to help manage potential risk. The provider had current employer's liability insurance.

We looked at the practice's arrangements for safe dental care and treatment. A safer sharps system was in use and the practice followed relevant safety laws when using needles and other sharp dental items, which was underpinned by a sharps risk assessment. Staff confirmed that only the dentists were permitted to assemble, re-sheath and dispose of needles where necessary to minimise the risk of inoculation injuries to staff. Protocols were in place to ensure staff accessed appropriate care and advice in the event of a sharps injury and staff were aware of the importance of reporting inoculation injuries.

The provider had a system in place to ensure clinical staff had received appropriate vaccinations, including vaccination to protect them against the Hepatitis B virus, and that the effectiveness of the vaccination was checked. The practice had a system to risk assess and restrict the duties of trainees to prevent accidental exposure until evidence of the effectiveness of these was received.

Staff had completed sepsis awareness training. Sepsis prompts for staff and patient information posters were

displayed throughout the practice. This helped ensure staff made triage appointments effectively to manage patients who present with dental infection and where necessary refer patients for specialist care.

Staff knew how to respond to a medical emergency and had completed training in emergency resuscitation and basic life support every year. There were also four trained first aiders.

Emergency equipment and medicines were available as described in recognised guidance. We found staff kept records of their checks of these to make sure they were available, within their expiry date, and in working order.

A dental nurse worked with the dentists and the dental hygienist when they treated patients in line with General Dental Council Standards for the Dental Team. A risk assessment was in place for when the dental hygienist worked without chairside support on rare occasions.

The provider had risk assessments to minimise the risk that can be caused from substances that are hazardous to health.

Information to deliver safe care and treatment

Staff had the information they needed to deliver safe care and treatment to patients.

We discussed with the dentist how information to deliver safe care and treatment was handled and recorded. We looked at dental care records with clinicians to confirm our findings and observed that individual records were typed and managed in a way that kept patients safe. Dental care records we saw were complete, legible, were kept securely and complied with General Data Protection Regulation requirements.

The provider had systems for referring patients with suspected oral cancer under the national two-week wait arrangements. These arrangements were initiated by National Institute for Health and Care Excellence to help make sure patients were seen quickly by a specialist.

Safe and appropriate use of medicines

The provider had systems for appropriate and safe handling of medicines.

Are services safe?

There was a stock control system of medicines which were held on site. This ensured that medicines did not pass their expiry date and enough medicines were available if required.

We saw staff stored and kept records of NHS prescriptions as described in current guidance. We noted the log of prescriptions would not identify any fraudulent activity or if any were missing. The compliance manager confirmed this would be addressed.

The dentists were aware of current guidance with regards to prescribing medicines.

Antimicrobial prescribing audits were carried out annually. The most recent audit indicated the dentists were following current guidelines.

Track record on safety, and lessons learned and improvements

The provider had implemented systems for reviewing and investigating when things went wrong. There were comprehensive risk assessments in relation to safety issues. Staff monitored and reviewed incidents. This helped staff to understand risks which led to effective risk management systems in the practice as well as safety improvements.

Where there had been safety incidents we saw these were investigated, documented and discussed with the rest of the dental practice team to prevent such occurrences happening again. For example, in relation to previous sharps injuries. We saw evidence this was well documented and how the practice liaised with occupational health services to take the appropriate action.

The provider had a system for receiving and acting on safety alerts. Staff learned from external safety events as well as patient and medicine safety alerts. We saw they were shared with the team and acted upon if required.

Are services effective?

(for example, treatment is effective)

Our findings

We found this practice was providing effective care in accordance with the relevant regulations.

Effective needs assessment, care and treatment

The practice had systems to keep dental professionals up to date with current evidence-based practice. We saw clinicians assessed patients' needs and delivered care and treatment in line with current legislation, standards and guidance supported by clear clinical pathways and protocols. We saw evidence of ongoing quality assurance audits which were discussed with staff to improve practice. The clinicians held regular meetings to discuss guidance and the results of audits.

Helping patients to live healthier lives

The practice provided preventive care and supported patients to ensure better oral health in line with the Delivering Better Oral Health toolkit.

The dentists prescribed high concentration fluoride products if a patient's risk of tooth decay indicated this would help them.

The dentists/clinicians where applicable, discussed smoking, alcohol consumption and diet with patients during appointments. The practice had a selection of dental products for sale and provided leaflets to help patients with their oral health.

Staff were aware of and involved with national and local oral health campaigns and local schemes which supported patients to live healthier lives. For example, the Greater Manchester Healthy Living Dentistry project. This project is focused on improving the health and wellbeing of the local population by helping to reduce health inequalities. The practice made a commitment to deliver the health promotion lifestyle campaigns, such as stop smoking, alcohol awareness and diet together with oral screening and oral health assessments including fluoride varnish. Staff were undergoing training to deliver the programme effectively. We saw that staff had created an eye-catching alcohol awareness display in the waiting room. Staff directed patients to local stop smoking schemes when appropriate.

The dentists and dental hygienist described to us the procedures they used to improve the outcomes for patients

with gum disease. This involved providing patients with preventative advice, taking plaque and gum bleeding scores and recording detailed charts of the patient's gum condition.

Records showed patients with severe gum disease were recalled at more frequent intervals for review and to reinforce home care preventative advice.

Consent to care and treatment

Staff obtained consent to care and treatment in line with legislation and guidance.

The practice team understood the importance of obtaining and recording patients' consent to treatment. The staff were aware of the need to obtain proof of legal guardianship or Power of Attorney for patients who lacked capacity or for children who are looked after. The dentists gave patients information about treatment options and the risks and benefits of these, so they could make informed decisions. We saw this documented in patients' records. Patients confirmed their dentist listened to them and gave them clear information about their treatment.

The practice's consent policy included information about the Mental Capacity Act 2005. The team had received training and understood their responsibilities under the act when treating adults who might not be able to make informed decisions. The policy also referred to Gillick competence, by which a child under the age of 16 years of age may give consent for themselves in certain circumstances. Staff were aware of the need to consider this when treating young people under 16 years of age.

Staff described how they involved patients' relatives or carers when appropriate and made sure they had enough time to explain treatment options clearly.

Monitoring care and treatment

The practice kept detailed dental care records containing information about the patients' current dental needs, past treatment and medical histories. The dentists assessed patients' treatment needs in line with recognised guidance.

The provider had quality assurance processes to encourage learning and continuous improvement. Staff kept records of the results of these audits, the resulting action plans and improvements.

Effective staffing

Are services effective?

(for example, treatment is effective)

Staff had the skills, knowledge and experience to carry out their roles.

Staff new to the practice had a structured induction programme and an initial assessment of any immediate training needs. We confirmed clinical staff completed the continuing professional development required for their registration with the General Dental Council. The practice monitored the progress of trainee dental nurses. The practice manager liaised with assessors from the education provider to support their learning.

Co-ordinating care and treatment

Staff worked together and with other health and social care professionals to deliver effective care and treatment.

The dentists confirmed they referred patients to a range of specialists in primary and secondary care for treatment the practice did not provide. Staff monitored referrals through an electronic referral and tracking system to make sure they were dealt with promptly.

Are services caring?

Our findings

We found this practice was providing caring services in accordance with the relevant regulations.

Kindness, respect and compassion

Staff treated patients with kindness, respect and compassion.

Staff were aware of their responsibility to respect people's diversity and human rights.

Patients commented positively that staff were friendly, caring and professional. We saw staff treated patients respectfully, appropriately and kindly and were friendly towards patients at the reception desk and over the telephone.

Patients said staff were compassionate, understanding and helpful when they were in pain, distress or discomfort.

Practice information, price lists and magazines were available for patients to read. A water cooler was provided in the reception area.

Privacy and dignity

Staff respected and promoted patients' privacy and dignity.

The provider had installed closed-circuit television, (CCTV), to improve security for patients and staff. We found signage was in place in accordance with the CCTV Code of Practice (Information Commissioner's Office, 2008). A policy and privacy impact assessment had also been completed.

Staff were aware of the importance of privacy and confidentiality. The layout of reception and waiting areas provided privacy when reception staff were dealing with patients. If a patient asked for more privacy, the practice would respond appropriately. The reception computer screens were not visible to patients and staff did not leave patients' personal information where other patients might see it.

Staff password protected patients' electronic care records and backed these up to secure storage. They stored paper records securely.

Involving people in decisions about care and treatment

Staff helped patients to be involved in decisions about their care. They were aware of the Accessible Information Standard and the requirements of the Equality Act. The Accessible Information Standard is a requirement to make sure that patients and their carers can access and understand the information they are given. We saw:

- Interpreter services were available for patients who did not speak or understand English. We saw notices in the reception areas, written in languages other than English, informing patients that translation services were available. Patients were also told about multi-lingual staff that might be able to support them.
- Staff communicated with patients in a way that they could understand. They had consulted with external organisations to ensure that communication aids, easy read materials and braille were available.

Staff helped patients and their carers find further information and access community and advocacy services. They helped them ask questions about their care and treatment.

Staff gave patients clear information to help them make informed choices about their treatment. Patients confirmed that staff listened to them, did not rush them and discussed options for treatment with them. A dentist described the conversations they had with patients to satisfy themselves they understood their treatment options.

The practice's website and information leaflet provided patients with information about the range of treatments available at the practice.

The dentists described to us the methods they used to help patients understand treatment options discussed. These included for example models, X-ray images taken of the tooth being examined or treated were shown to the patient/relative to help them better understand the diagnosis and treatment.

Are services responsive to people's needs?

(for example, to feedback?)

Our findings

We found this practice was providing responsive care in accordance with the relevant regulations.

Responding to and meeting people's needs

The practice organised and delivered services to meet patients' needs. It took account of patient needs and preferences.

Staff were clear about the importance of emotional support needed by patients when delivering care. They conveyed a good understanding of supporting more vulnerable members of society such as patients with dementia, and adults and children with a learning difficulty. For example, patients with dental phobia and Autism, and patient comments confirmed this. The team had received training and implemented the Greater Manchester Dementia-friendly dentistry toolkit which provides guidance to dental practices on the assessment of mental capacity, accurate prevention advice and help with appropriate treatment choices.

Patients described high levels of satisfaction with the responsive service provided by the practice.

Two weeks before our inspection, CQC sent the practice 50 feedback comment cards, along with posters for the practice to display, encouraging patients to share their views of the service.

20 cards were completed, giving a patient response rate of 40%

100% of views expressed by patients were positive.

Common themes within the positive feedback were the helpfulness and friendliness of staff and easy access to dental appointments. Some patients named members of staff who they felt had provided exceptional service.

We shared this with the provider in our feedback.

The practice currently had some patients for whom they needed to make adjustments to enable them to receive treatment. For example, where patients couldn't access the upstairs surgeries.

The practice had made reasonable adjustments for patients with disabilities in line with a disability access audit. These included a portable ramp and direct access from the car park at the rear of the premises. They had a

hearing loop and an accessible toilet with hand rails and a call bell. Staff had also completed dementia awareness training. A transfer board had recently been obtained to assist in moving patients to and from the dental chair with minimum strain. The provider was in the process of installing a new treatment room on the ground floor of the premises to improve access for patients.

Timely access to services

Patients could access care and treatment from the practice within an acceptable timescale for their needs.

The practice displayed its opening hours in the premises and included it in their information leaflet and on their website.

The practice had an appointment system to respond to patients' needs. Patients could choose to receive text message reminders for upcoming appointments. Staff told us that they telephoned patients due to receive treatment the day before their appointment to make sure they could get to the practice. Patients who requested an urgent appointment were offered an appointment the same day. Patients had enough time during their appointment and did not feel rushed. Appointments ran smoothly on the day of the inspection and patients were not kept waiting.

The practice's website, information leaflet and answerphone provided telephone numbers for patients needing emergency dental treatment during the working day and when the practice was not open. Patients confirmed they could make routine and emergency appointments easily and were rarely kept waiting for their appointment.

Listening and learning from concerns and complaints

Staff told us the provider took complaints and concerns seriously and responded to them appropriately to improve the quality of care.

The provider had a policy providing guidance to staff about how to handle a complaint. The practice information leaflet explained how to make a complaint.

The practice manager was responsible for dealing with these. Staff told us they would tell them about any formal or informal comments or concerns straight away so patients received a quick response.

Are services responsive to people's needs?

(for example, to feedback?)

The practice manager aimed to settle complaints in-house and invited patients to speak with them in person to discuss these. Information was available about organisations patients could contact if not satisfied with the way the practice had dealt with their concerns.

We looked at comments, compliments and complaints the practice received in the last 12 months.

These showed the practice responded to concerns appropriately and discussed outcomes with staff to share learning and improve the service.

Are services well-led?

Our findings

We found this practice was providing well-led care in accordance with the relevant regulations.

The practice demonstrated a transparent and open culture in relation to people's safety. There was strong leadership and emphasis on continually striving to improve. Systems and processes were embedded. The information and evidence presented during the inspection process was clear and well documented. They could show how they sustain high-quality sustainable services and demonstrate improvements over time.

Leadership capacity and capability

We found leaders had the capacity, values and skills to deliver high-quality, sustainable care.

Leaders were knowledgeable about issues and priorities relating to the quality and future of the service. They understood the challenges and were addressing them.

Leaders at all levels were visible and approachable. Staff told us they worked closely with them to make sure they prioritised compassionate and inclusive leadership. Staff told us they were approachable and listened to them.

We saw the provider had effective processes to develop leadership capacity and skills, including planning for the future leadership of the practice.

The provider had a strategy for delivering the service which was in line with health and social priorities across the region. Staff planned the services to meet the needs of the practice population. For example, they participated in locality wide projects to improve oral health and reduce inequality.

Culture

The practice had a culture of high-quality sustainable care.

Staff stated they felt respected, supported and valued. They were proud to work in the practice.

Staff discussed their training needs informally and at annual appraisals and during clinical supervision. They also discussed learning needs, general wellbeing and aims for future professional development. We saw evidence of completed appraisals in the staff folders.

The staff focused on the needs of patients.

We saw the provider had systems in place to identify and deal with staff poor performance.

Openness, honesty and transparency were demonstrated when responding to incidents and complaints. The provider was aware of and had systems to ensure compliance with the requirements of the Duty of Candour.

Staff could raise concerns and were encouraged to do so, and they had confidence that these would be addressed.

Governance and management

Staff had clear responsibilities, roles and systems of accountability to support good governance and management.

The registered manager had overall responsibility for the management and clinical leadership of the practice. The practice manager and assistant practice manager were responsible for the day to day running of the service. Staff knew the management arrangements and their roles and responsibilities.

The provider had a system of clinical governance in place which included policies, protocols and procedures that were accessible to all members of staff and were reviewed on a regular basis.

The practice was part of a corporate group which provided support and offered advice and updates to the practice when required. There was regular communication with other dental practices in the group to share best practice and resources.

We saw there were clear and effective processes for managing risks, issues and performance.

Appropriate and accurate information

Staff acted on appropriate and accurate information.

Quality and operational information, for example NHS performance information, surveys and audits were used to ensure and improve performance. Performance information was combined with the views of patients.

The provider had information governance arrangements and staff were aware of the importance of these in protecting patients' personal information.

Engagement with patients, the public, staff and external partners

Are services well-led?

On the day of the inspection, all staff were welcoming and open to discussion and feedback. Staff involved patients, the public, staff and external partners to support the service. For example, by seeking feedback and engaging external companies where necessary.

The provider used patient surveys and verbal comments to obtain patients' views about the service.

Patients were encouraged to complete the NHS Friends and Family Test. This is a national programme to allow patients to provide feedback on NHS services they have used.

The provider gathered feedback from staff through meetings, surveys, and informal discussions. Staff were encouraged to offer suggestions for improvements to the service and said these were listened to and acted on.

Continuous improvement and innovation

The provider had systems and processes for learning, continuous improvement and innovation.

The staff were involved in quality improvement initiatives including clinical meetings as part of their approach in providing high quality care.

The provider had quality assurance processes to encourage learning and continuous improvement. These included audits of dental care records, radiographs, patient recalls, prescribing and infection prevention and control. They had clear records of the results of these audits and the resulting action plans and improvements.

The registered manager showed a commitment to learning and improvement and valued the contributions made to the team by individual members of staff.

Staff completed 'highly recommended' training as per General Dental Council professional standards. The provider supported and encouraged staff to complete continuing professional development. The practice manager had systems to ensure that staff were up to date with role specific training.