

# First British Clinic Limited Buckingham Gate Orthodontics

## Inspection Report

23 Buckingham Gate  
Flat 3  
London  
SW1E 6LB  
Tel:  
Website: [www.bgortho.co.uk](http://www.bgortho.co.uk)

Date of inspection visit: 9 March 2020  
Date of publication: 10/04/2020

## Overall summary

We carried out this announced inspection on 9 March 2020 under section 60 of the Health and Social Care Act 2008 as part of our regulatory functions. We planned the inspection to check whether the registered provider was meeting the legal requirements in the Health and Social Care Act 2008 and associated regulations. The inspection was led by a Care Quality Commission, (CQC), inspector who was supported by a specialist dental adviser.

To get to the heart of patients' experiences of care and treatment, we always ask the following five questions:

- Is it safe?
- Is it effective?
- Is it caring?
- Is it responsive to people's needs?
- Is it well-led?

These questions form the framework for the areas we look at during the inspection.

### Our findings were:

#### Are services safe?

We found this practice was providing safe care in accordance with the relevant regulations.

#### Are services effective?

We found this practice was providing effective care in accordance with the relevant regulations.

#### Are services caring?

We found this practice was providing caring services in accordance with the relevant regulations.

#### Are services responsive?

We found this practice was providing responsive care in accordance with the relevant regulations.

#### Are services well-led?

We found this practice was providing well-led care in accordance with the relevant regulations.

### Background

Buckingham Gate Orthodontics is in Westminster and provides private orthodontic dental care for adults and children.

There is lift access to the practice for people who use wheelchairs and those with pushchairs. Car parking spaces, including dedicated parking for people with disabilities, are available near the practice.

# Summary of findings

The dental team includes one principal dentist, 20 dentists, and two dental nurses, and two receptionists. The practice has seven treatment rooms.

The practice is owned by a company and as a condition of registration must have a person registered with the CQC as the registered manager. Registered managers have legal responsibility for meeting the requirements in the Health and Social Care Act 2008 and associated regulations about how the practice is run. The registered manager at Buckingham Gate Orthodontics is one of the practice owners.

On the day of inspection, we collected 31 CQC comment cards filled in by patients.

During the inspection we spoke with two dentists, both the dental nurses, one of the practice owners (who was the registered manager) and the practice compliance consultant. We looked at practice policies and procedures and other records about how the service is managed.

The practice is open

Monday -Friday 10.00am – 7.00pm

Saturday 10.00am – 2.00pm

## **Our key findings were:**

- The practice appeared to be visibly clean and well-maintained.
- The provider had infection control procedures which reflected published guidance. However, improvements were required in regards to the use of protective equipment.
- Staff knew how to deal with emergencies. Appropriate medicines and life-saving equipment were available.
- The provider had systems to help them manage risk to patients and staff.
- The provider had safeguarding processes and staff knew their responsibilities for safeguarding vulnerable adults and children.
- The provider had staff recruitment procedures which reflected current legislation.
- The clinical staff provided patients' care and treatment in line with current guidelines. However, improvements were required in regards to record keeping.
- Staff treated patients with dignity and respect and took care to protect their privacy and personal information.
- Staff provided preventive care and supported patients to ensure better oral health.
- The appointment system took account of patients' needs.
- The provider had effective leadership and a culture of continuous improvement.
- Staff felt involved and supported and worked as a team.
- The provider asked staff and patients for feedback about the services they provided.
- The provider dealt with complaints positively and efficiently.
- The provider had information governance arrangements.






There were areas where the provider could make improvements. They should:

- Implement protocols for the use of closed circuit television cameras taking into account the guidelines published by the Information Commissioner's Office.
- Take action to ensure the clinicians take into account the guidance provided by the Faculty of General Dental Practice when completing dental care records.
- Improve the practice's infection control procedures and protocols taking into account the guidelines issued by the Department of Health in the Health Technical Memorandum 01-05: Decontamination in primary care dental practices, and having regard to The Health and Social Care Act 2008: 'Code of Practice about the prevention and control of infections and related guidance' in particular in regards to the cleaning of instruments.
- Take action to ensure audits of radiography and infection prevention and control have documented learning points and the resulting improvements can be demonstrated.

# Summary of findings

## The five questions we ask about services and what we found

We always ask the following five questions of services.

<b>Are services safe?</b>	<b>No action</b>	
<b>Are services effective?</b>	<b>No action</b>	
<b>Are services caring?</b>	<b>No action</b>	
<b>Are services responsive to people's needs?</b>	<b>No action</b>	
<b>Are services well-led?</b>	<b>No action</b>	

# Are services safe?

## Our findings

We found this practice was providing safe care in accordance with the relevant regulations.

### **Safety systems and processes, including staff recruitment, equipment and premises and radiography (X-rays)**

Staff had clear systems to keep patients safe.

Staff knew their responsibilities if they had concerns about the safety of children, young people and adults who were vulnerable due to their circumstances. The provider had safeguarding policies and procedures to provide staff with information about identifying, reporting and dealing with suspected abuse. We saw evidence that staff had received safeguarding training. Staff knew about the signs and symptoms of abuse and neglect and how to report concerns, including notification to the CQC.

The provider had a system to highlight vulnerable patients and patients who required other support such as with mobility or communication, within dental care records.

The provider also had a system to identify adults that were in other vulnerable situations for example. those who were known to have experienced modern-day slavery or female genital mutilation.

The provider had an infection prevention and control policy and procedures. They followed guidance in The Health Technical Memorandum 01-05: Decontamination in primary care dental practices, (HTM 01-05), published by the Department of Health and Social Care. Staff completed infection prevention and control training and received updates as required.

The provider had arrangements for transporting, cleaning, checking, sterilising and storing instruments in line with HTM 01-05. However, some improvements were required. For example, a member of staff took their heavy duty gloves off before the cleaning process was completed. We spoke to the provider about this and they told us they would ensure that staff were made aware of the importance of not taking off protective equipment until cleaning procedures have been completed.

The records showed equipment used by staff for cleaning and sterilising instruments was validated, maintained and

used in line with the manufacturers' guidance. The provider had suitable numbers of dental instruments available for the clinical staff and measures were in place to ensure they were decontaminated and sterilised appropriately.

We saw staff had procedures to reduce the possibility of Legionella or other bacteria developing in the water systems, in line with a risk assessment. All recommendations in the assessment had been actioned and records of water testing and dental unit water line management were maintained.

We saw effective cleaning schedules to ensure the practice was kept clean. When we inspected we saw the practice was visibly clean.

The provider had policies and procedures in place to ensure clinical waste was segregated and stored appropriately in line with guidance.

The infection control lead carried out infection prevention and control audits twice a year.

The provider had a Whistleblowing policy. Staff felt confident they could raise concerns without fear of recrimination.

The provider had a recruitment policy and procedure to help them employ suitable staff and had checks in place for agency and locum staff. These reflected the relevant legislation. We looked at five staff recruitment records. These showed the provider followed their recruitment procedure.

We observed that clinical staff were qualified and registered with the General Dental Council and had professional indemnity cover.

Staff ensured facilities and equipment were safe, and that equipment was maintained according to manufacturers' instructions, including electrical and gas appliances.

A fire risk assessment was carried out in line with the legal requirements. We saw there were fire extinguishers and fire detection systems throughout the building and fire exits were kept clear.

The practice had arrangements to ensure the safety of the X-ray equipment and we saw the required radiation protection information was available.

The provider carried out radiography audits every year. However, improvements were required.

# Are services safe?

Clinical staff completed continuing professional development in respect of dental radiography.

The practice had a cone beam computed tomography X-ray machine. Staff had received training in the use of it and appropriate safeguards were in place for patients and staff.

We observed that the practice also used a hand-held X-ray machine. Staff had received training in the use of it and appropriate safeguards were in place for patients and staff.

## Risks to patients

The provider had implemented systems to assess, monitor and manage risks to patient safety.

The practice's health and safety policies, procedures and risk assessments were reviewed regularly to help manage potential risk. The provider had current employer's liability insurance.

We looked at the practice's arrangements for safe dental care and treatment. The staff followed the relevant safety regulation when using needles and other sharp dental items. A sharps risk assessment had been undertaken and was updated annually.

The provider had a system in place to ensure clinical staff had received appropriate vaccinations, including vaccination to protect them against the Hepatitis B virus, and that the effectiveness of the vaccination was checked.

Sepsis prompts for staff and patient information posters were displayed throughout the practice. This helped ensure staff made triage appointments effectively to manage patients who present with dental infection and where necessary refer patients for specialist care

The practice had arrangements to respond to the recent Coronavirus [COVID -19] outbreak. Information was available to patients and staff to help them identify signs and symptoms and to access information and updates from Public Health England.

Staff knew how to respond to a medical emergency and had completed training in emergency resuscitation and basic life support every year.

A dental nurse worked with the dentist when they treated patients in line with General Dental Council Standards for the Dental Team.

The provider had risk assessments to minimise the risk that can be caused from substances that are hazardous to health.

The practice occasionally used locum and agency staff. We observed that these staff received an induction to ensure they were familiar with the practice's procedures.

## Information to deliver safe care and treatment

Staff had the information they needed to deliver safe care and treatment to patients.

We discussed with the dentist how information to deliver safe care and treatment was handled and recorded. We looked at dental care records with clinicians to confirm our findings and observed that individual records were typed and managed in a way that kept patients safe. Dental care records we saw were complete, legible, were kept securely and complied with General Data Protection Regulation requirements.

The provider had systems for referring patients with suspected oral cancer under the national two-week wait arrangements. These arrangements were initiated by National Institute for Health and Care Excellence to help make sure patients were seen quickly by a specialist.

## Safe and appropriate use of medicines

The provider had systems for appropriate and safe handling of medicines.

Te only medicines stored at the practice were those found in the medical emergencies kit.

The dentists were aware of current guidance with regards to prescribing medicines.

## Track record on safety, and lessons learned and improvements

The provider had implemented systems for reviewing and investigating when things went wrong. There were comprehensive risk assessments in relation to safety issues. Staff monitored and reviewed incidents. This helped staff to understand risks which led to effective risk management systems in the practice as well as safety improvements.

Where there had been safety incidents we saw these were investigated, documented and discussed with the rest of the dental practice team to prevent such occurrences happening again.

## Are services safe?

The provider had a system for receiving and acting on safety alerts. Staff learned from external safety events as well as patient and medicine safety alerts. We saw they were shared with the team and acted upon if required.

# Are services effective?

(for example, treatment is effective)

## Our findings

We found this practice was providing effective care in accordance with the relevant regulations.

### Effective needs assessment, care and treatment

The practice had systems to keep dental professionals up to date with current evidence-based practice. We saw clinicians assessed patients' needs and delivered care and treatment in line with current legislation, standards and guidance supported by clear clinical pathways and protocols.

The dentist carried out a patient assessment in line with recognised guidance from the British Orthodontic Society. The patient's oral hygiene was also assessed to determine if the patient was suitable for orthodontic treatment.

### Helping patients to live healthier lives

The practice provided preventive care and supported patients to ensure better oral health.

The dentist where applicable, discussed smoking, alcohol consumption and diet with patients during appointments. The practice had a selection of dental products for sale and provided leaflets to help patients with their oral health.

The dentist described to us the procedures they used to improve the outcomes for patients with gum disease. This involved providing patients with preventative advice, taking plaque and gum bleeding scores and recording detailed charts of the patient's gum condition.

Records showed patients with severe gum disease were recalled at more frequent intervals for review and to reinforce home care preventative advice.

### Consent to care and treatment

Staff obtained consent to care and treatment in line with legislation and guidance.

The practice team understood the importance of obtaining and recording patients' consent to treatment. The staff were aware of the need to obtain proof of legal guardianship or Power of Attorney for patients who lacked capacity or for children who are looked after. The dentists gave patients information about treatment options and the

risks and benefits of these, so they could make informed decisions. We saw this documented in patients' records. Patients confirmed their dentist listened to them and gave them clear information about their treatment.

The practice's consent policy included information about the Mental Capacity Act 2005. The team understood their responsibilities under the act when treating adults who might not be able to make informed decisions. The policy also referred to Gillick competence, by which a child under the age of 16 years of age may give consent for themselves in certain circumstances. Staff were aware of the need to consider this when treating young people under 16 years of age.

Staff described how they involved patients' relatives or carers when appropriate and made sure they had enough time to explain treatment options clearly.

### Monitoring care and treatment

The practice kept detailed dental care records containing information about the patients' current dental needs, past treatment and medical histories. The dentists assessed patients' treatment needs in line with recognised guidance. However, there were some gaps and improvements required in regard to the information some of the records contained. For example, some records did not contain details of Basic Periodontal Examinations (BPE) for some patients. The practice was not routinely noting radiographic justifications in patients notes. We spoke with the provider about this and they told us they would make improvements to record keeping.

The provider had quality assurance processes to encourage learning and continuous improvement. Staff kept records of the results of these audits.

### Effective staffing

Staff had the skills, knowledge and experience to carry out their roles.

Staff new to the practice including locum staff had a structured induction programme. We confirmed clinical staff completed the continuing professional development required for their registration with the General Dental Council.

### Co-ordinating care and treatment

Staff worked together and with other health and social care professionals to deliver effective care and treatment.

# Are services effective?

(for example, treatment is effective)

The dentists confirmed they referred patients to a range of specialists in primary and secondary care for treatment the practice did not provide.

# Are services caring?

## Our findings

We found this practice was providing caring services in accordance with the relevant regulations.

### **Kindness, respect and compassion**

Staff treated patients with kindness, respect and compassion.

Staff were aware of their responsibility to respect people's diversity and human rights.

Patients commented positively that staff were personable, helpful and friendly. We saw staff treated patients respectfully, were attentive and friendly towards patients at the reception desk.

Patients said staff were compassionate and understanding.

Patients told us staff were kind and helpful when they were in pain, distress or discomfort.

Information folders were available for patients to read.

### **Privacy and dignity**

Staff respected and promoted patients' privacy and dignity.

The provider had installed closed-circuit television, (CCTV), to improve security for patients and staff. We found signage was in place in accordance with the CCTV Code of Practice (Information Commissioner's Office, 2008). However, a policy and privacy impact assessment had not been completed in regards to the use of CCTV. We spoke to the provider about this and they told us they would review these arrangements.

Staff were aware of the importance of privacy and confidentiality. The layout of reception and waiting areas provided privacy when reception staff were dealing with patients. If a patient asked for more privacy, the practice

would respond appropriately. The reception computer screens were not visible to patients and staff did not leave patients' personal information where other patients might see it.

Staff password protected patients' electronic care records and backed these up to secure storage. They stored paper records securely.

### **Involving people in decisions about care and treatment**

Staff helped patients to be involved in decisions about their care. They were aware of the

the requirements of the Equality Act

We saw:

- Interpreter services were available for patients who did not speak or understand English. Patients were also told about multi-lingual staff that might be able to support them.
- Staff communicated with patients in a way they could understand, and communication aids and easy-read materials were available.
- There was a hearing loop for patients that were hard of hearing.

Staff gave patients clear information to help them make informed choices about their treatment. Patients confirmed that staff listened to them, did not rush them and discussed options for treatment with them. A dentist described the conversations they had with patients to satisfy themselves they understood their treatment options.

The practice's website provided patients with information about the range of treatments available at the practice.

# Are services responsive to people's needs?

(for example, to feedback?)

## Our findings

We found this practice was providing responsive care in accordance with the relevant regulations.

### Responding to and meeting people's needs

The practice organised and delivered services to meet patients' needs. It took account of patient needs and preferences.

Patients described high levels of satisfaction with the responsive service provided by the practice.

Two weeks before our inspection, CQC sent the practice 50 feedback comment cards, along with posters for the practice to display, encouraging patients to share their views of the service.

31 cards were completed, giving a patient response rate of 62%

100% of views expressed by patients were positive.

Common themes within the positive feedback were helpful and friendly staff and appointments being easy to arrange.

The practice had made reasonable adjustments for patients with disabilities. This included a hearing loop.

Staff had carried out a disability access audit and had formulated an action plan to continually improve access for patients.

### Timely access to services

Patients could access care and treatment from the practice within an acceptable timescale for their needs.

The practice displayed its opening hours in their information leaflet and on their website.

The practice had an appointment system to respond to patients' needs. Patients who requested an urgent

appointment were offered an appointment the same day. Patients had enough time during their appointment and did not feel rushed. Appointments ran smoothly on the day of the inspection and patients were not kept waiting.

The staff took part in an emergency on-call arrangement with other dentists working there.

The practice's provided a telephone numbers for patients needing emergency dental treatment. Patients confirmed they could make routine and emergency appointments easily and were rarely kept waiting for their appointment.

### Listening and learning from concerns and complaints

Staff told us the registered manager took complaints and concerns seriously and responded to them appropriately to improve the quality of care.

The provider had a policy providing guidance to staff about how to handle a complaint. The practice information leaflet explained how to make a complaint.

The registered manager was responsible for dealing with these. Staff told us they would tell the registered manager about any formal or informal comments or concerns straight away so patients received a quick response.

The registered manager aimed to settle complaints in-house and invited patients to speak with them in person to discuss these. Information was available about organisations patients could contact if not satisfied with the way the registered manager had dealt with their concerns.

We looked at comments, compliments and complaints the practice received within the last twelve months.

These showed the practice responded to concerns appropriately and discussed outcomes with staff to share learning and improve the service.

# Are services well-led?

## Our findings

We found this practice was providing well-led care in accordance with the relevant regulations.

### **Leadership capacity and capability**

We found the registered manager had the capacity, values and skills to deliver high-quality, sustainable care.

They were knowledgeable about issues and priorities relating to the quality and future of the service. They understood the challenges and were addressing them.

The principal dentist and registered manager were visible and approachable. Staff told us they worked closely with them to make sure they prioritised compassionate and inclusive leadership.

We saw the provider had effective processes to develop leadership capacity and skills, including planning for the future leadership of the practice.

### **Culture**

The practice had a culture of high-quality sustainable care.

Staff stated they felt respected, supported and valued. They were proud to work in the practice.

Staff discussed their training needs at an annual appraisal. They also discussed learning needs, general wellbeing and aims for future professional development. We saw evidence of completed appraisals in the staff folders.

Openness, honesty and transparency were demonstrated when responding to incidents and complaints. The provider was aware of and had systems to ensure compliance with the requirements of the Duty of Candour.

Staff could raise concerns and were encouraged to do so, and they had confidence that these would be addressed.

### **Governance and management**

Staff had clear responsibilities, roles and systems of accountability to support good governance and management.

The principal dentist had overall responsibility for the management and clinical leadership of the practice. The practice manager was responsible for the day to day running of the service. Staff knew the management arrangements and their roles and responsibilities.

The provider had a system of clinical governance in place which included policies, protocols and procedures that were accessible to all members of staff and were reviewed on a regular basis.

The practice was part of a corporate group which had a support centre where teams including human resources, finance, clinical support and patient support services were based. These teams supported and offered advice and updates to the practice when required.

We saw there were clear and effective processes for managing risks, issues and performance.

### **Appropriate and accurate information**

Staff acted on appropriate and accurate information.

The provider had information governance arrangements and staff were aware of the importance of these in protecting patients' personal information.

### **Engagement with patients, the public, staff and external partners**

The provider used patient surveys and social media to obtain staff and patients' views about the service.

### **Continuous improvement and innovation**

The provider had systems and processes for learning, continuous improvement and innovation.

The provider had quality assurance processes to encourage learning and continuous improvement. These included audits of dental care records, radiographs and infection prevention and control. However, improvements were required to how the practice responded to issues identified during audits. We found the practice audits did not always result in appropriate action plans and improvements. For example, there were no action plans following radiographic audits despite the audit identifying issues. Infection control audits did not always show appropriate results that the practice could learn from. We spoke with the provider about this and they told us they would make improvements to their audits.

The principal dentist and registered manager showed a commitment to learning and improvement and valued the contributions made to the team by individual members of staff.

## Are services well-led?

Staff completed 'highly recommended' training as per General Dental Council professional standards. The provider supported and encouraged staff to complete continuing professional development.