

Dr. Roham Barez

North Ealing Dental Care

Inspection Report

1 Boileau Parade
London
W5 3AQ

Tel: 020 8997 2356

Website: <http://www.northealingdentalcare.co.uk/>

Date of inspection visit: 27 January 2020

Date of publication: 21/02/2020

Overall summary

We carried out this announced inspection on 27 January 2020 under section 60 of the Health and Social Care Act 2008 as part of our regulatory functions. We planned the inspection to check whether the registered provider was meeting the legal requirements in the Health and Social Care Act 2008 and associated regulations. The inspection was led by a Care Quality Commission, (CQC), inspector who was supported by a specialist dental adviser.

To get to the heart of patients' experiences of care and treatment, we always ask the following five questions:

- Is it safe?
- Is it effective?
- Is it caring?
- Is it responsive to people's needs?
- Is it well-led?

These questions form the framework for the areas we look at during the inspection.

Our findings were:

Are services safe?

We found this practice was providing safe care in accordance with the relevant regulations.

Are services effective?

We found this practice was providing effective care in accordance with the relevant regulations.

Are services caring?

We found this practice was providing caring services in accordance with the relevant regulations.

Are services responsive?

We found this practice was providing responsive care in accordance with the relevant regulations.

Are services well-led?

We found this practice was providing well-led care in accordance with the relevant regulations.

Background

North Ealing Dental Care is in the London Borough of Ealing and provides NHS and private dental care and treatment for adults and children.

There is level access to the practice for people who use wheelchairs and those with pushchairs. Car parking spaces are available near the practice.

The dental team includes three dentists (one principal dentist and two associate dentists), two dental nurses, a dental hygienist, a receptionist and a compliance manager. The practice has two treatment rooms.

The practice is owned by an individual who is the principal dentist there. They have legal responsibility for meeting the requirements in the Health and Social Care Act 2008 and associated regulations about how the practice is run.

Summary of findings

On the day of inspection, we collected feedback from eight patients.

During the inspection we spoke with two dentists (an associate and the principal dentist), a dental nurse, a receptionist and the compliance manager. We looked at practice policies and procedures and other records about how the service is managed.

The practice is open:

9:00am to 6:00pm Monday to Friday

Saturday (private treatment only, dependent on patient demand)






Our key findings were:

- The practice appeared to be visibly clean and well-maintained.
- The provider had infection control procedures which reflected published guidance.
- Staff knew how to deal with emergencies. Appropriate medicines and life-saving equipment were available.
- The provider had systems to help them manage risk to patients and staff.
- The provider had safeguarding processes and staff knew their responsibilities for safeguarding vulnerable adults and children.
- The provider had staff recruitment procedures which reflected current legislation.
- The clinical staff provided patients' care and treatment in line with current guidelines.
- Staff treated patients with dignity and respect and took care to protect their privacy and personal information.
- Staff provided preventive care and supported patients to ensure better oral health.
- The appointment system took account of patients' needs.
- The provider had effective leadership and a culture of continuous improvement.
- Staff felt involved and supported and worked as a team.
- The provider asked staff and patients for feedback about the services they provided.
- The provider dealt with complaints positively and efficiently.
- The provider had information governance arrangements.

Summary of findings

The five questions we ask about services and what we found

We always ask the following five questions of services.

Are services safe?	No action	
Are services effective?	No action	
Are services caring?	No action	
Are services responsive to people's needs?	No action	
Are services well-led?	No action	



Are services safe?

Our findings

We found this practice was providing safe care in accordance with the relevant regulations.

Safety systems and processes, including staff recruitment, equipment and premises and radiography (X-rays)

Staff had clear systems to keep patients safe.

Staff knew their responsibilities if they had concerns about the safety of children, young people and adults who were vulnerable due to their circumstances. The provider had safeguarding policies and procedures to provide staff with information about identifying, reporting and dealing with suspected abuse. We saw evidence that staff had received safeguarding training. Staff knew about the signs and symptoms of abuse and neglect and how to report concerns, including notification to the CQC.

The provider had a system to highlight vulnerable patients and patients who required other support such as with mobility or communication, within dental care records.

The provider had an infection prevention and control policy and procedures. They followed guidance in The Health Technical Memorandum 01-05: Decontamination in primary care dental practices, (HTM 01-05), published by the Department of Health and Social Care. Staff completed infection prevention and control training and received updates as required.

The provider had arrangements for transporting, cleaning, checking, sterilising and storing instruments in line with HTM 01-05. The records showed equipment used by staff for cleaning and sterilising instruments was validated, maintained and used in line with the manufacturers' guidance. The provider had suitable numbers of dental instruments available for the clinical staff and measures were in place to ensure they were decontaminated and sterilised appropriately.

The staff had systems in place to ensure that patient-specific dental appliances were disinfected prior to being sent to a dental laboratory and before treatment was completed.

We saw staff had procedures to reduce the possibility of Legionella or other bacteria developing in the water

systems, in line with a risk assessment. All recommendations in the assessment had been actioned and records of water testing and dental unit water line management were maintained.

We saw effective cleaning schedules to ensure the practice was kept clean. When we inspected we saw the practice was visibly clean.

The provider had policies and procedures in place to ensure clinical waste was segregated and stored appropriately in line with guidance.

The nurse who was the infection control lead carried out infection prevention and control audits twice a year. The latest audit showed the practice was meeting the required standards.

The practice's speaking up policies were in line with the NHS Improvement Raising Concerns (Whistleblowing) Policy.

The dentists used dental dam in line with guidance from the British Endodontic Society when providing root canal treatment. In instances where dental dam was not used, such as for example refusal by the patient, and where other methods were used to protect the airway, we saw this was documented in the dental care record and a risk assessment completed.

The provider had a recruitment policy and procedure to help them employ suitable staff and had checks in place for agency and locum staff. These reflected the relevant legislation. We looked at five staff recruitment records. These showed the provider followed their recruitment procedure.

We observed that clinical staff were qualified and registered with the General Dental Council and had professional indemnity cover.

Staff ensured facilities and equipment were safe, and that equipment was maintained according to manufacturers' instructions, including electrical and gas appliances.

A fire risk assessment was carried out in line with the legal requirements. We saw there were fire extinguishers and fire detection systems throughout the building and fire exits were kept clear.

The practice had arrangements to ensure the safety of the X-ray equipment and we saw the required radiation protection information was available.



Are services safe?

We saw evidence the dentists justified, graded and reported on the radiographs they took. The provider carried out radiography audits every year following current guidance and legislation.

Clinical staff completed continuing professional development in respect of dental radiography.

Risks to patients

The provider had implemented systems to assess, monitor and manage risks to patient safety.

The practice's health and safety policies, procedures and risk assessments were reviewed regularly to help manage potential risk. The provider had current employer's liability insurance.

We looked at the practice's arrangements for safe dental care and treatment. The staff followed the relevant safety regulation when using needles and other sharp dental items. A sharps risk assessment had been undertaken and was updated annually.

The provider had a system in place to ensure clinical staff had received appropriate vaccinations, including vaccination to protect them against the Hepatitis B virus, and that the effectiveness of the vaccination was checked.

Staff had completed sepsis awareness training. Sepsis prompts for staff and patient information posters were displayed throughout the practice. This helped ensure staff made triage appointments effectively to manage patients who present with dental infection and where necessary refer patients for specialist care.

Staff knew how to respond to a medical emergency and had completed training in emergency resuscitation and basic life support every year.

Emergency equipment and medicines were available as described in recognised guidance. We found staff kept records of their checks of these to make sure they were available, within their expiry date, and in working order.

A dental nurse worked with the dentists and the dental hygienist when they treated patients in line with General Dental Council Standards for the Dental Team.

The provider had risk assessments to minimise the risk that can be caused from substances that are hazardous to health.

Information to deliver safe care and treatment

Staff had the information they needed to deliver safe care and treatment to patients.

We discussed with the dentist how information to deliver safe care and treatment was handled and recorded. We looked at dental care records with clinicians to confirm our findings and observed that individual records were written or typed and managed in a way that kept patients safe. Dental care records we saw were complete, legible, were kept securely and complied with General Data Protection Regulation requirements.

The provider had systems for referring patients with suspected oral cancer under the national two-week wait arrangements. These arrangements were initiated by National Institute for Health and Care Excellence to help make sure patients were seen quickly by a specialist.

Safe and appropriate use of medicines

The provider had systems for appropriate and safe handling of medicines.

There was a stock control system of medicines which were held on site. This ensured that medicines did not pass their expiry date and enough medicines were available if required.

We saw staff stored and kept records of NHS prescriptions as described in current guidance.

The dentists were aware of current guidance with regards to prescribing medicines.

Antimicrobial prescribing audits were carried out annually. The most recent audit indicated the dentists were following current guidelines.

Track record on safety, and lessons learned and improvements

The provider had implemented systems for reviewing and investigating when things went wrong. There were comprehensive risk assessments in relation to safety issues. Staff monitored and reviewed incidents. This helped staff to understand risks which led to effective risk management systems in the practice as well as safety improvements.

In the previous 12 months there had been four safety incidents. We saw these were investigated, documented and discussed with the rest of the dental practice team to prevent such occurrences happening again.



Are services safe?

The provider had a system for receiving and acting on safety alerts. Staff learned from external safety events as well as patient and medicine safety alerts. We saw they were shared with the team and acted upon if required.



Are services effective?

(for example, treatment is effective)

Our findings

We found this practice was providing effective care in accordance with the relevant regulations.

Effective needs assessment, care and treatment

The practice had systems to keep dental professionals up to date with current evidence-based practice. We saw clinicians assessed patients' needs and delivered care and treatment in line with current legislation, standards and guidance supported by clear clinical pathways and protocols.

The practice offered dental implants. These were placed by the principal dentist had undergone appropriate post-graduate training in the provision of dental implants. We saw the provision of dental implants was in accordance with national guidance.

Helping patients to live healthier lives

The practice provided preventive care and supported patients to ensure better oral health in line with the Delivering Better Oral Health toolkit.

The dentists prescribed high concentration fluoride products if a patient's risk of tooth decay indicated this would help them.

The dentists where applicable, discussed smoking, alcohol consumption and diet with patients during appointments. The practice had a selection of dental products for sale and provided leaflets to help patients with their oral health.

Staff were aware of national oral health campaigns and local schemes which supported patients to live healthier lives, for example, local stop smoking services. They directed patients to these schemes when appropriate.

The dentists described to us the procedures they used to improve the outcomes for patients with gum disease. This involved providing patients with preventative advice, taking plaque and gum bleeding scores and recording detailed charts of the patient's gum condition.

Records showed patients with severe gum disease were recalled at more frequent intervals for review and to reinforce home care preventative advice.

Consent to care and treatment

Staff obtained consent to care and treatment in line with legislation and guidance.

The practice team understood the importance of obtaining and recording patients' consent to treatment. The staff were aware of the need to obtain proof of legal guardianship or Power of Attorney for patients who lacked capacity or for children who are looked after. The dentists gave patients information about treatment options and the risks and benefits of these, so they could make informed decisions. We saw this documented in patients' records. Patients confirmed their dentist listened to them and gave them clear information about their treatment.

The practice's consent policy included information about the Mental Capacity Act 2005. The team understood their responsibilities under the act when treating adults who might not be able to make informed decisions. The policy also referred to Gillick competence, by which a child under the age of 16 years of age may give consent for themselves in certain circumstances. Staff were aware of the need to consider this when treating young people under 16 years of age.

Staff described how they involved patients' relatives or carers when appropriate and made sure they had enough time to explain treatment options clearly.

Monitoring care and treatment

The practice kept detailed dental care records containing information about the patients' current dental needs, past treatment and medical histories. The dentists assessed patients' treatment needs in line with recognised guidance.

The provider had quality assurance processes to encourage learning and continuous improvement. Staff kept records of the results of these audits, the resulting action plans and improvements.

Effective staffing

Staff had the skills, knowledge and experience to carry out their roles.

Staff new to the practice including locum staff had a structured induction programme. We confirmed clinical staff completed the continuing professional development required for their registration with the General Dental Council.

Co-ordinating care and treatment



Are services effective? (for example, treatment is effective)

Staff worked together and with other health and social care professionals to deliver effective care and treatment.

The dentists confirmed they referred patients to a range of specialists in primary and secondary care for treatment the practice did not provide.



Are services caring?

Our findings

We found this practice was providing caring services in accordance with the relevant regulations.

Kindness, respect and compassion

Staff treated patients with kindness, respect and compassion. Staff were aware of their responsibility to respect people's diversity and human rights.

Patients commented positively that staff were friendly and approachable. Staff treated patients respectfully, appropriately and kindly and were friendly towards patients at the reception desk and over the telephone.

Patients said staff were compassionate and understanding. Patients told us staff were kind and helpful when they were in pain, distress or discomfort.

Information folders, patient survey results and thank you cards were available for patients to read.

Privacy and dignity

Staff respected and promoted patients' privacy and dignity.

The provider had installed closed-circuit television (CCTV) to improve security for patients and staff. We found signage was in place in accordance with the CCTV Code of Practice (Information Commissioner's Office, 2008). A policy and privacy impact assessment had also been completed.

Staff were aware of the importance of privacy and confidentiality. The layout of reception and waiting area was open plan in design and staff were mindful of this dealing with patients in person or on the telephone. If a patient asked for more privacy, staff would take them into another room. The reception computer screens were not visible to patients and staff did not leave patients' personal information where other patients might see it.

Staff password protected patients' electronic care records and backed these up to secure storage. They stored paper records securely.

Involving people in decisions about care and treatment

Staff helped patients to be involved in decisions about their care. They were aware of the Accessible Information Standard and the requirements of the Equality Act. The Accessible Information Standard is a requirement to make sure that patients and their carers can access and understand the information they are given. We saw:

- Interpreter services were available for patients who did not speak or understand English. Patients were also told about multi-lingual staff that might be able to support them, staff spoke; Serbian, Croatian, Bosnian, Macedonian, Bulgarian, Polish, Russian, Arabic, Egyptian, Hindi and Spanish.
- Staff communicated with patients in a way that they could understand, and communication aids were available. For example, large font materials and a hearing induction loop.

Staff helped patients and their carers find further information and access community services. They helped them ask questions about their care and treatment. Staff gave patients clear information to help them make informed choices about their treatment. Patients confirmed that staff listened to them, did not rush them and discussed options for treatment with them. A dentist described the conversations they had with patients to satisfy themselves they understood their treatment options.

The practice's website and information leaflet provided patients with information about the range of treatments available at the practice.

The dentists described to us the methods they used to help patients understand treatment options discussed. These included, for example; photographs, models and X-ray images. This enabled the tooth being examined or treated to be shown to the patient/relative to help them better understand the diagnosis and treatment.



Are services responsive to people's needs?

(for example, to feedback?)

Our findings

We found this practice was providing responsive care in accordance with the relevant regulations.

Responding to and meeting people's needs

The practice organised and delivered services to meet patients' needs. It took account of patient needs and preferences.

Staff were clear about the importance of emotional support needed by patients when delivering care. They conveyed a good understanding of supporting more vulnerable members of society such as patients with dementia, and adults and children with a learning difficulty. For example,

vulnerable patients with dental phobia were booked in for longer appointments. Patients described high levels of satisfaction with the responsive service provided by the practice.

Two weeks before our inspection, CQC sent the practice 50 feedback comment cards, along with posters for the practice to display, encouraging patients to share their views of the service.

- Seven cards were completed, giving a patient response rate of 14%
- All of the views expressed by patients were positive.

Common themes within the positive feedback were kindness of staff and flexibility of appointment times. We shared this with the provider in our feedback.

The practice currently had some patients for whom they needed to make adjustments to enable them to receive treatment. The practice had made reasonable adjustments for patients with disabilities. This included step free access, a hearing induction loop and accessible toilet with hand rails and a call bell.

Staff had carried out a disability access audit and had formulated an action plan to continually improve access for patients.

Timely access to services

Patients could access care and treatment from the practice within an acceptable timescale for their needs. The practice displayed its opening hours in the premises and included it in their information leaflet and on their website.

The practice had an appointment system to respond to patients' needs. Patients who requested an urgent appointment were offered an appointment the same day. Patients had enough time during their appointment and did not feel rushed. Appointments ran smoothly on the day of the inspection and patients were not kept waiting.

Patients were directed to the appropriate out of hours service. The posters in the reception area, the practice website and the practice's answerphone and provided the telephone number for the 111 service patients could call if they required emergency dental treatment when the practice was not open. Patients confirmed they could make routine and emergency appointments easily and were rarely kept waiting for their appointment.

Listening and learning from concerns and complaints

Staff told us the compliance manager took complaints and concerns seriously and responded to them appropriately to improve the quality of care.

The provider had a policy providing guidance to staff about how to handle a complaint. The practice information leaflet and website explained how to make a complaint.

The compliance manager was responsible for dealing with these. Staff told us they would tell them about any formal or informal comments or concerns straight away so patients received a quick response.

The compliance manager aimed to settle complaints in-house and invited patients to speak with them in person to discuss these. Information was available about organisations patients could contact if not satisfied with the way the compliance manager had dealt with their concerns.

We looked at comments, compliments and complaints the practice received within the past 12 months. These showed the practice responded to concerns appropriately and discussed outcomes with staff to share learning and improve the service.



Are services well-led?

Our findings

We found this practice was providing well-led care in accordance with the relevant regulations.

Leadership capacity and capability

We found the principal dentist had the capacity, values and skills to deliver high-quality, sustainable care.

The provider demonstrated a transparent and open culture in relation to people's safety. There was strong leadership and emphasis on continually striving to improve. Systems and processes were embedded, and staff worked together in such a way that the inspection did not highlight any issues or omissions. The information and evidence presented during the inspection process was clear and well documented. They could show how they sustain high-quality sustainable services and demonstrate improvements over time.

The principal dentist was visible and approachable. Staff told us they worked closely with them to make sure they prioritised compassionate and inclusive leadership.

Culture

The practice had a culture of high-quality sustainable care.

Staff stated they felt respected, supported and valued. They were proud to work in the practice. All staff discussed their training needs at an annual appraisal. They also discussed learning needs, general wellbeing and aims for future professional development. We saw evidence of completed appraisals in the staff folders. We saw the provider had systems in place to deal with poor staff performance.

The provider was aware of and had systems to ensure compliance with the requirements of the Duty of Candour. They had processes in place so that incidents and complaints were dealt with in an open, honest and transparent manner.

Staff could raise concerns and were encouraged to do so, and they had confidence that these would be addressed.

Governance and management

Staff had clear responsibilities, roles and systems of accountability to support good governance and management.

The principal dentist had overall responsibility for the management and clinical leadership of the practice. The compliance manager was responsible for the day to day running of the service. Staff knew the management arrangements and their roles and responsibilities.

The provider had a system of clinical governance in place which included policies, protocols and procedures that were accessible to all members of staff and were reviewed on a regular basis.

Appropriate and accurate information

Staff acted on appropriate and accurate quality and operational information, for example, NHS Business Services Authority (BSA) performance info, surveys and audits were used to ensure and improve performance.

Performance information was combined with the views of patients. The provider had information governance arrangements and staff were aware of the importance of these in protecting patients' personal information.

Engagement with patients, the public, staff and external partners

Staff involved patients and staff to support the service. For example, the provider used patient surveys to obtain staff and patients' views about the service. We saw examples of suggestions from patients the practice had acted on. For example, upon a suggestion being made by a patient the practice replaced the armchairs in the waiting area with more comfortable arm chairs.

Patients were encouraged to complete the NHS Friends and Family Test. This is a national programme to allow patients to provide feedback on NHS services they have used.

The provider gathered feedback from staff through meetings, surveys, and informal discussions. Staff were encouraged to offer suggestions for improvements to the service and said these were listened to and acted on.

Continuous improvement and innovation

The provider had systems and processes for learning, continuous improvement and innovation.

The provider had quality assurance processes to encourage learning and continuous improvement. These included



Are services well-led?

audits of dental care records, radiographs and infection prevention and control. Staff kept records of the results of these audits and the resulting action plans and improvements.

The principal dentist showed a commitment to learning and improvement and valued the contributions made to the team by individual members of staff. For example, upon suggestions made by staff the provider installed a locker system for staff to securely store their belongings.

Staff completed 'highly recommended' training as per General Dental Council professional standards. The provider supported and encouraged staff to complete continuing professional development.